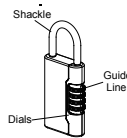


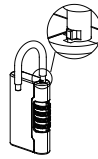
SETTING YOUR OWN COMBINATION

Your new resettable combination padlock is preset to open at 0-0-0-0 (Even though dials may be positioned at other numbers.)



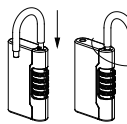
Step 1

Turn the dials and align the numbers 0-0-0-0 with the guide line.



Step 2

Pull up the shackle and turn it 90° counterclockwise to align the projection on the shackle with the notch on the lock body.



Step 3

Press the shackle down firmly and turn the shackle further 90° counterclockwise so it is fixed at a position.



Step 4

Now turn the dials to reset your combination.



Step 5

Return the shackle back to the original position. Your personal combination is now ready to use.

Keep your combination in a safe and accessible place for future reference.

